

# How to Renew your OREF ZipForms Plus Subscription for REALTORS® (NAR Members)

first...



then...




1

Go to **www.orefonline.com**  
& click on **OREF Forms Renewal**.



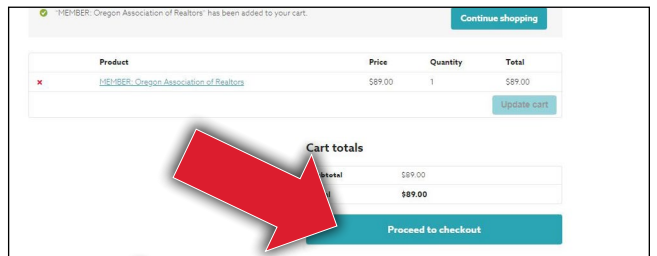
2

Click on **Add to cart**  
under Realtors (not Lawyers).



3

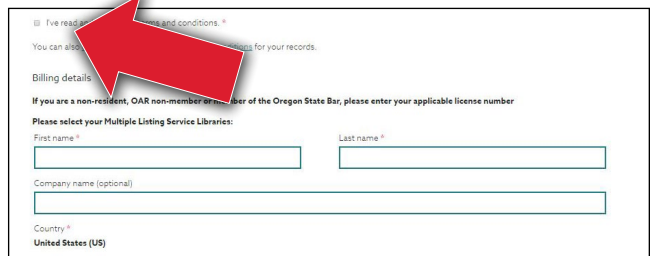
Click on **Proceed to checkout**.



4

Click on **I've read and accept**  
and then fill out the form.

*\* All items with a red asterisk are required.*



5

Click on **Place order** and a  
receipt will be emailed to you.



6

Click on **Copy to clipboard**.  
You'll need it in the zipForm process.

*You may also want to do a screen shot of  
this receipt for your records.*



# How to Renew your OREF ZipForms Plus Subscription for REALTORS® (NAR Members)

first...



then...



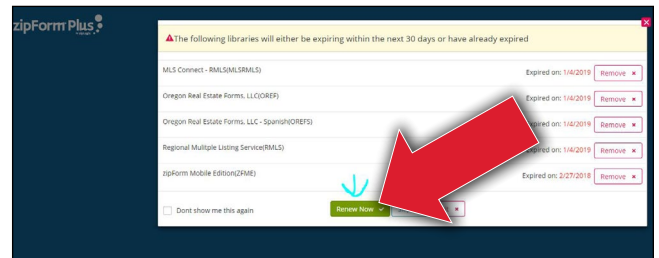
7

Click on **Click here if you already have a zipLogix account** and log in.



8

In the Expiration dialog box click **Renew Now**.

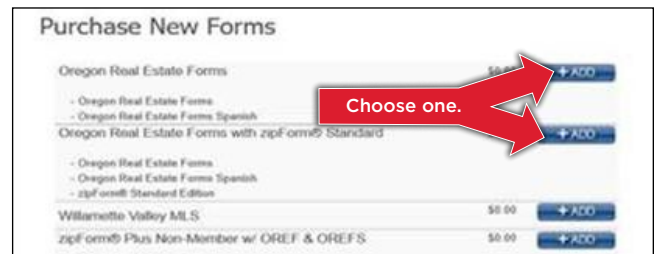


9

Click the **Add** button beside either zipForm or zipForm Standard.

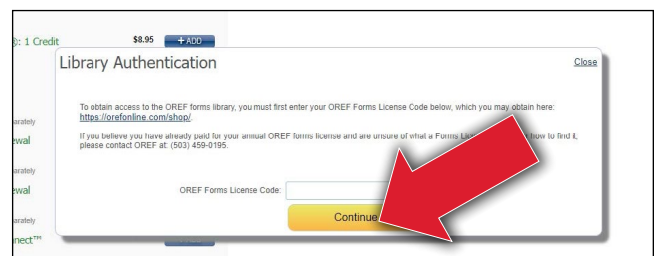
*The upper version will be more convenient if you have a reasonably good internet connection.*

*With "Standard," the forms are downloaded to your hard drive.*



10

Paste the code from Step 6 above in the box and click **Continue**.



11

Complete the checkout process.

*Your payment has already been processed through OREF so there's no additional charge.*

You can now access your forms in zipForm.